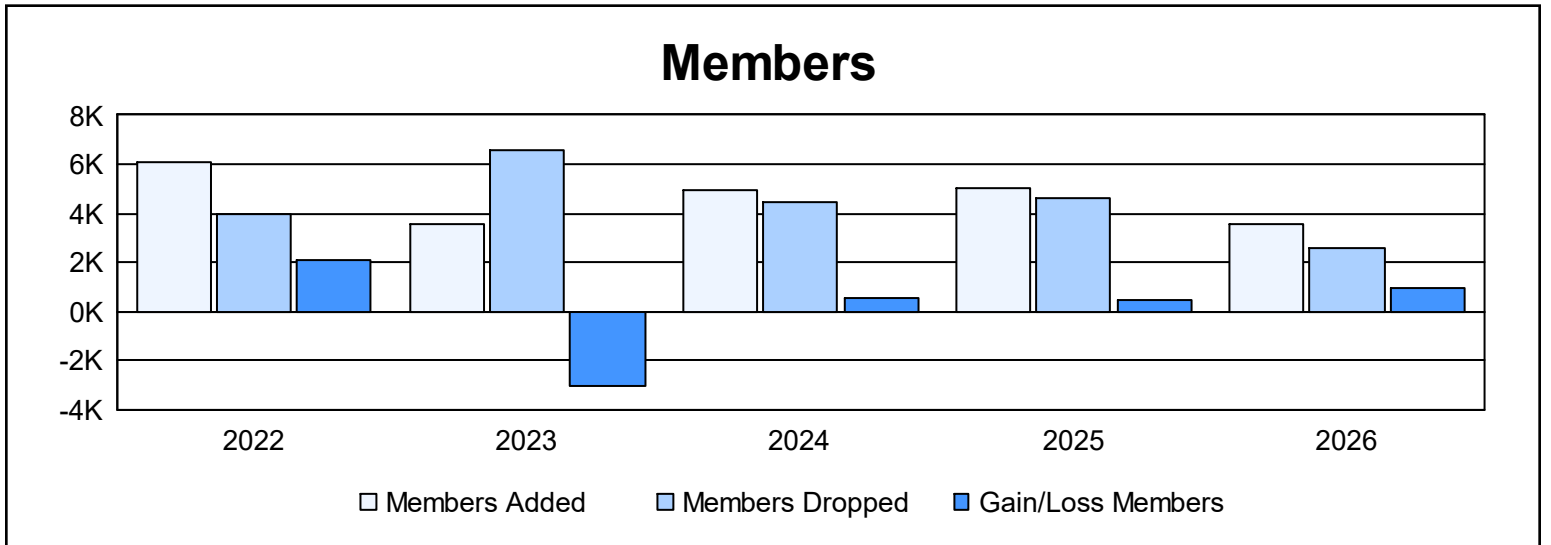
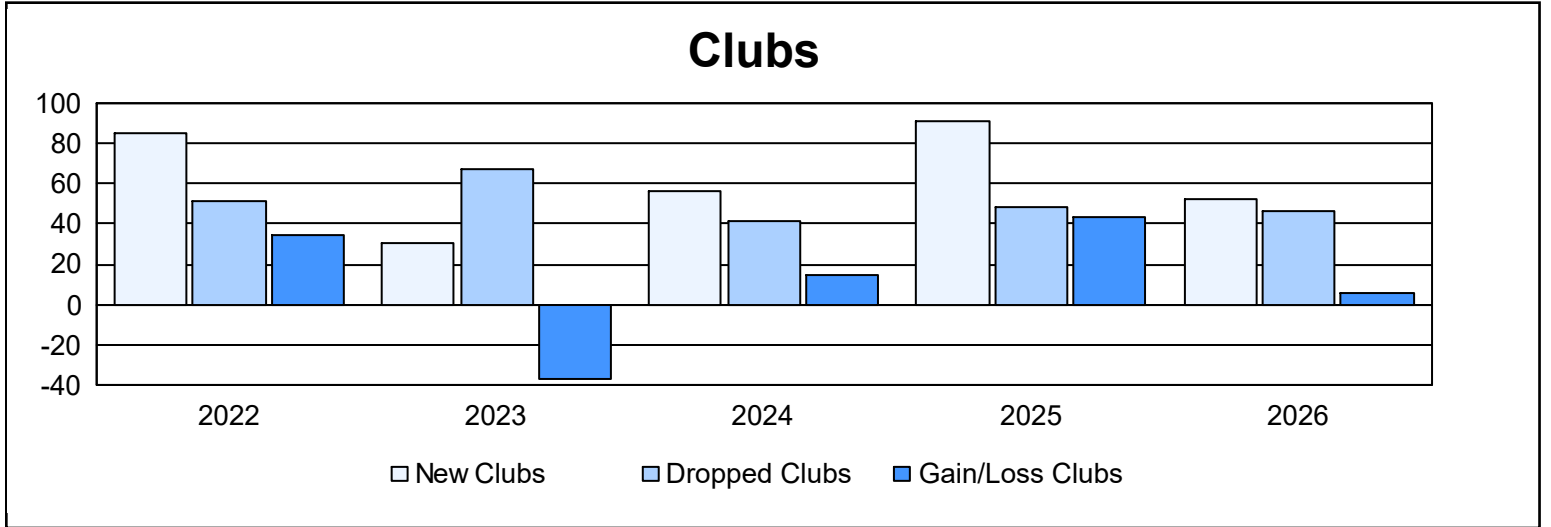
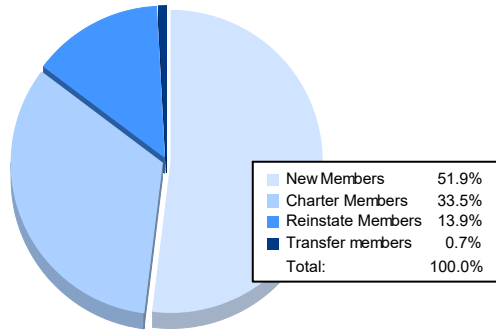


Year	New Clubs	Dropped Clubs	Gain/ Loss Clubs	New Members	Charter Members	Reinstate Members	Transfer Members	Total Member Added	Total Members Dropped	Gain/ Loss Members
2021-2022	85	51	34	2,561	2,931	525	87	6,104	3,991	2,113
2022-2023	30	67	-37	1,874	1,032	601	62	3,569	6,577	-3,008
2023-2024	56	41	15	2,064	1,871	922	88	4,945	4,414	531
2024-2025	91	48	43	2,026	2,057	835	110	5,028	4,604	424
2025-2026	52	46	6	1,835	1,186	490	26	3,537	2,616	921
Average	63	51	12	2,072	1,815	675	75	4,637	4,440	196



Membership Composition March 2026 Cumulative



Gender Composition March 2026 Cumulative

